

# ENVIRONMENTAL PRODUCT DECLARATION

In accordance with ISO 14025 EN and 15804+A2:2019 for

## ISOVER ACOUSTIC

Version 1

Date of publication: 2022/11/30

Validity: 5 years

Valid until: 2027/11/30

Based on PCR 2019-14 Construction products v1.11

Scope of the EPD®: Finland

Registration number: The  
International EPD® System:  
S-P-07736



The environmental impacts of this product  
have been assessed over its whole life cycle.  
Its Environmental Product Declaration has  
been verified by an independent third party.



# General information

**Manufacturer:** Saint-Gobain Finland Oy , Strömberginkuja 2 (PO Box 70) 00380 Helsinki

**Production plant:** Hyvinkää

**Program used:** The International EPD® System. More information at [www.environdec.com](http://www.environdec.com)

**EPD® registration number:** S-P-07736

**PCR identification:** PCR 2019-14 Construction products v1.11

**Product name and manufacturer represented:** ISOVER ACOUSTIC, Saint-Gobain Finland Oy  
**UN CPC CODE:** 37990

**Owner of the declaration:** Saint-Gobain Finland Oy

**Framework:** The LCA is based on 2021 production data for Hyvinkää plant in Finland.

**Geographical scope:** Finland

**This EPD covers information modules A1 to C4 + module D (cradle to grave) as defined in EN 15804:2012+A2:2019**

**EPD® prepared by:** Saint-Gobain Finland Oy, **Päivi Pesu** ([Paivi.Pesu@saint-gobain.com](mailto:Paivi.Pesu@saint-gobain.com)) & **Patricia Jimenez Diaz** (Saint-Gobain LCA central team, [Patricia.JimenezDiaz@saint-gobain.com](mailto:Patricia.JimenezDiaz@saint-gobain.com))

**Declaration issued:**2022/11/30, **valid until:** 2027/11/30

**Demonstration of verification:** an independent verification of the declaration was made, according to EN ISO 14025:2010. This verification was external and conducted by a third party, based on the PCR mentioned above (see information below).

<b>Programme</b>	The international EPD© System
<b>Address:</b>	EPD© International AB Box 210 60 SE-100 31 Stockholm Sweden
<b>Website:</b>	<a href="http://www.environdec.com">www.environdec.com</a>
<b>E-mail:</b>	<a href="mailto:info@environdec.com">info@environdec.com</a>

CEN standard EN 15804:2012 + A2:2019 serves as the Core Product Category Rules (PCR)

Product category rules (PCR): PCR 2019:14 Construction Products, version 1.11

PCR review was conducted by: El Comité Técnico del Sistema Internacional EPD©  
President: Claudia A. Peña. Contact via [info@environdec.com](mailto:info@environdec.com)

Independent third-party verification of the declaration and data, according to ISO 14025:2006:

EPD process certification     EPD verification

Third party verifier: Martin Erlandsson

In case of recognized individual verifiers: Approved by: The International EPD© System

Procedure for follow-up of data during EPD validity involves third party verifier:

Yes     No

The EPD owner has the sole ownership, liability, and responsibility for the EPD.

EPDs within the same product category but from different programs may not be comparable. EPDs of construction products may not be comparable if they do not comply with EN 15804:2012 + A2:2019. For further information about comparability, see EN 15804:2012 + A2:2019 and ISO 14025.

# Product description

## Product description and description of use

This Environmental Product Declaration (EPD®) describes the environmental impacts of 1 m<sup>2</sup> of mineral wool with a thermal resistance of 1 K.m<sup>2</sup>.W<sup>-1</sup> of ISOVER ACOUSTIC. To calculate the range of commercial thicknesses between 50 mm and 100 mm, please see table in additional information chapter "influence of particular thickness".

This EPD applies for one specific product coming from one single plant of Saint-Gobain Finland and is based on the most representative product.

The production site of Saint-Gobain Finland Oy in Hyvinkää uses natural raw materials (sand), recycled glass cullet, and fusion and fiberizing techniques to produce glass wool. The products obtained come in the form of a "mineral wool mat" consisting of a soft and airy structure.

On Earth, naturally, the best insulator is dry immobile air at 10°C: its thermal conductivity factor, expressed in  $\lambda$ , is 0,025 W/(m.K) (watts per meter Kelvin degree). The thermal conductivity of mineral wool is close to immobile air as its lambda varies from 0,030 W/(m.K) for the most efficient to 0,045 W/(m.K) to the least. With its entangled structure, mineral wool is a porous material that traps the air, making it one of the best insulating materials. The porous and elastic structure of the wool also absorbs noise in the air, knocks and offers acoustic correction inside premises. Mineral wool containing incombustible materials does not fuel fire or propagate flames.

Mineral wool insulation (glass wool) is used in buildings as well as industrial facilities. It ensures a high level of comfort, lowers energy costs, minimizes carbon dioxide (CO<sub>2</sub>) emissions, prevents heat loss through pitched roofs, walls, floors, pipes and boilers, reduces noise pollution and protects homes and industrial facilities from the risk of fire. Mineral wool products last for the average building's lifetime, or as long as the insulated building component is part of the building.

### Technical data/physical characteristics (for a thickness of 40 mm):

Thermal resistance of the Product: **1,0** K.m<sup>2</sup>.W<sup>-1</sup> (UNE EN 12667)

The thermal conductivity of the mineral wool is: **0,040** W/(m.K) (UNE EN 12667)

Acoustic absorption of the product: see appendix (UNE EN 354)

Reaction to fire: **A1** (UNE EN 12667)

Density: **12** kg/m<sup>3</sup>

More information in: [www.isover.fi/tuotteet/isover-acoustic-0](http://www.isover.fi/tuotteet/isover-acoustic-0)

## Declaration of the main product components and/or materials

Description of the main components and/or materials for 1 m<sup>2</sup> of mineral wool with a thermal resistance of 1,0 K.m<sup>2</sup>.W<sup>-1</sup> for the calculation of the EPD®:

PARAMETER	VALUE
Quantity of glass wool for 1 m <sup>2</sup> of product	0,480 kg of finished product
Thickness of glass wool	40 mm
Facing	none
Product used for the Installation	none

## Content declaration:

Product components	Weight, %	Post-consumer material, weight-% (of product)	Pre-consumer material, weight-% (of product)	Renewable material, weight-% (of product)
<b>ISOVER Standard</b>	<b>100%</b>			
Mineral materials	20 - 30	0	0	0
Recycled glass	73	60	13	0
Binder	2 - 10	0	0	1
Additives	0 - 1	0	0	0
Packaging materials	Weight, kg/DU	Weight-% (vs the product)		
Polyethylene	0,018	3,7%		
Wooden pallet	0,026	5,3%		
Others	<0,0001	<0,01%		

At the date of issue of this declaration, there is no "Substance of Very High Concern" (SVHC) in concentration above 0,1% by weight, and neither do their packaging, following the European REACH regulation (Registration, Evaluation, Authorization and Restriction of Chemicals).

The verifier and the program operator do not make any claim nor have any responsibility of the legality of the product.

## LCA calculation information

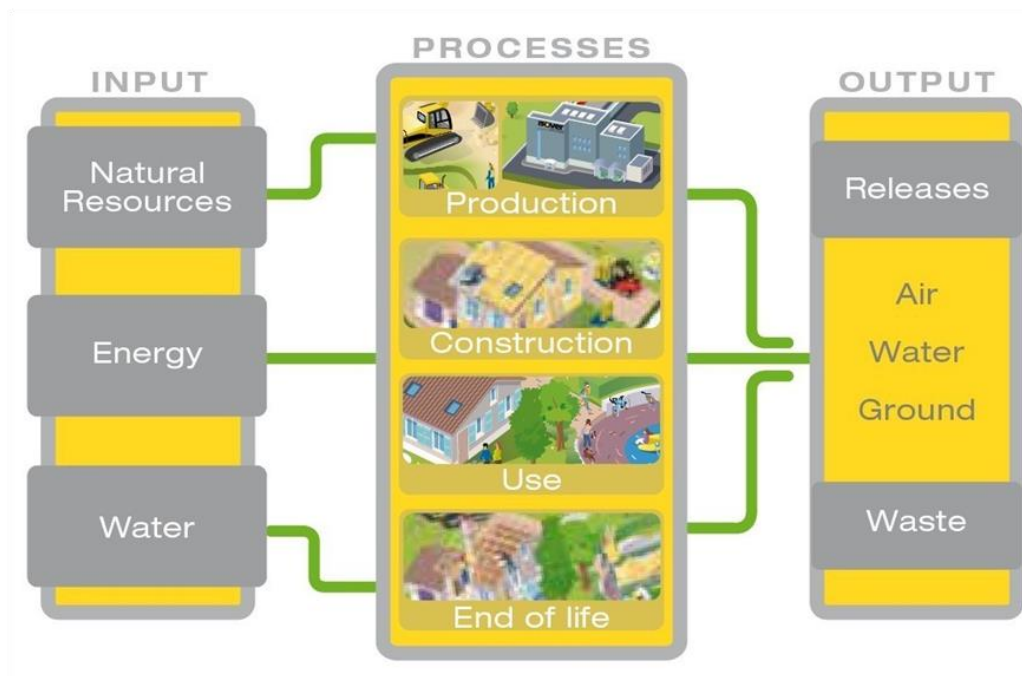
<b>EPD TYPE</b>	Cradle to grave and module D
<b>FUNCTIONAL UNIT</b>	Providing a thermal insulation on 1 m <sup>2</sup> of product with a thermal resistance of 1,0 K.m <sup>2</sup> .W <sup>-1</sup> during 50 years
<b>SYSTEM BOUNDARIES</b>	Mandatory Stages = A1-A3 ; A4-A5, B1-B7 ; C1-C4 and D
<b>REFERENCE SERVICE LIFE (RSL)</b>	50 years
<b>CUT-OFF RULES</b>	Life Cycle Inventory data for a minimum of 99% of total inflows to the upstream and core module shall be included. Flows related to human activities such as employee transport are excluded. Transportation in-site is excluded The construction of plants, production of machines and transportation systems are excluded
<b>ALLOCATIONS</b>	Allocation has been avoided when possible. For those cases, when recycled material has been used, a physical allocation based on mass is used. The polluter pays and modularity principles have been followed
<b>GEOGRAPHICAL COVERAGE AND TIME PERIOD</b>	Data included is collected from 1 production site in Finland Production year from 2021 Background data: Ecoinvent v3.6 (2020) and GaBi LCA database 2022

## LCA scope

System boundaries (X=included, ND=module not declared)																		
	PRODUCT STAGE			CONSTRUCTION STAGE		USE STAGE							END OF LIFE STAGE				BENEFITS AND LOADS BEYOND THE SYSTEM BOUNDARY	
	Raw material supply	Transport	Manufacturing	Transport	Construction-Installation process	Use	Maintenance	Repair	Replacement	Refurbishment	Operational energy use	Operational water use	De-construction demolition	Transport	Waste processing	Disposal	Reuse-recovery	
Module	A1	A2	A3	A4	A5	B1	B2	B3	B4	B5	B6	B7	C1	C2	C3	C4	D	
Modules declared	X	X	X	X	X	X	X	X	X	X	X	X	X	X	X	X	X	X
Geography	FI	FI	FI	Nordics	Nordics	-	-	-	-	-	-	-	RER	RER	RER	RER	RER	
Specific data used	>52% GWP- GHG																	
Variation products	0%																	
Variation sites	0%																	

## Life cycle stages

### Flow diagram of the Life Cycle



### A1-A3, Product stage

**Description of the stage:** the product stage of the mineral wool products is subdivided into 3 modules A1, A2 and A3 respectively “Raw material supply”, “transport” and “manufacturing”.

The aggregation of the modules A1, A2 and A3 is a possibility considered by the EN 15804 standard. This rule is applied in this EPD.

## Description of the scenarios and other additional technical information:

### A1, Raw materials supply

This module takes into account the extraction and processing of all raw materials and energy which occur upstream to the studied manufacturing process.

Specifically, the raw material supply covers production of binder components and sourcing (quarry) of raw materials for fiber production, e.g. sand and borax for glass wool. Besides these raw materials, recycled materials (agglomerates) are also used as input.

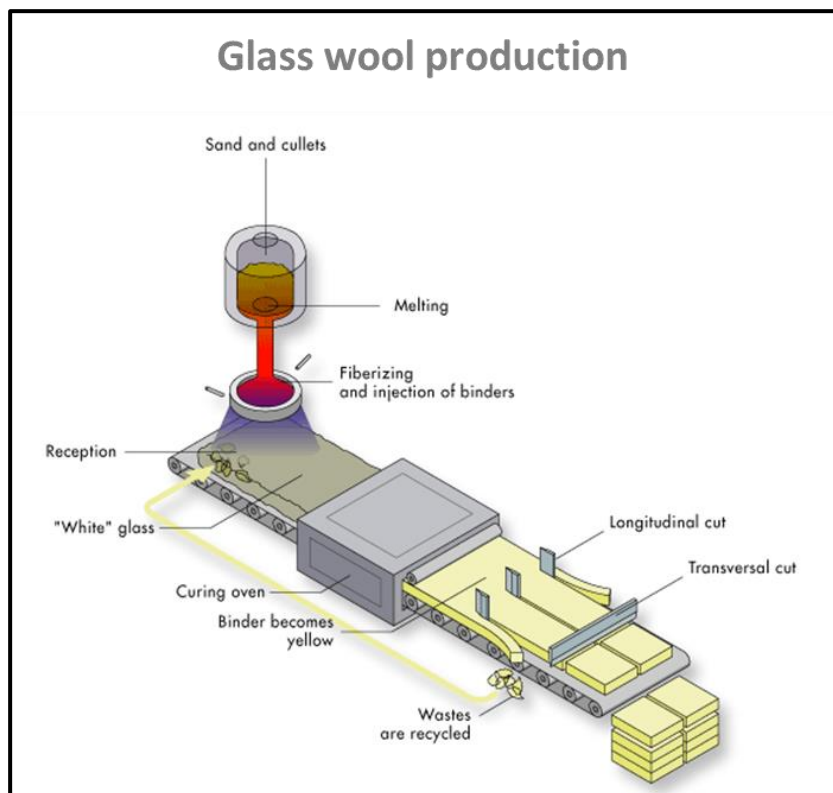
### A2, Transport to the manufacturer

The raw materials are transported to the manufacturing site. In our case, the modeling include: road, sea and rail (average values) of each raw material.

### A3, Manufacturing

This module includes the manufacturing of the product and packaging. Specifically, it covers the manufacturing of glass, resin, mineral wool (including the processes of fusion and fiberizing showed in the flow diagram), and the packaging. This module also includes the emissions and wastes generated during manufacturing.

### *Manufacturing process flow diagram*



### A4-A5, Construction process stage

**Description of the stage:** the construction process is divided into 2 modules: A4, transport to the building site and A5, installation in the building. Since there is a product loss during installation, the quantification of raw material compensation (A5) and its transport to the building site (A4) are considered.



**A4, Transport to the building site:** this module includes transport from the production gate to the building site. Transport is calculated on the basis of a scenario with the parameters described in the following table.

PARAMETER	VALUE/DESCRIPTION
Fuel type and consumption of vehicle or vehicle type used for transport e.g. long distance truck, boat, etc.	Average truck trailer (27 t payload) with a real 6,9 t payload, diesel consumption 38 liters for 100 km
Distance	203 km
Capacity utilisation (including empty returns)	100% of the capacity in volume 30% of empty returns
Bulk density of transported products*	63 kg/m <sup>3</sup>
Volume capacity utilisation factor	1

\*Isover products presents a compression factor between 1 and 5. Bulk mass / most common truck of 110 m<sup>3</sup> volume.

**A5, Installation in the building:** this module includes:

No additional accessory was taken into account for the implementation phase insulation product. No energy is needed to install the product (manual installation without tool)

PARAMETER	VALUE/DESCRIPTION
Wastage of materials on the building site before waste processing, generated by the product's installation (specified by type)	2%
Distance	25 km to landfill by truck
Output materials (specified by type) as results of waste processing at the building site e.g. of collection for recycling, for energy recovering, disposal (specified by route)	Packaging wastes are 100% collected and modeled as recovered matter (PE, pallet) and landfill (others). Glass wool losses are 100% landfilled.

## B1-B7, Use stage (excluding potential savings)

**Description of the stage:** the use stage is divided into the following modules:

- B1: Use
- B2: Maintenance
- B3: Repair
- B4: Replacement
- B5: Refurbishment
- B6: Operational energy use
- B7: Operational water use

**Description of the scenarios and additional technical information:**

Once installation is complete, no actions or technical operations are required during the use stages until the end-of-life stage. Therefore, mineral wool insulation products have no impact (excluding potential energy savings) on this stage.

## C1-C4, End of Life Stage

**Description of the stage:** this stage includes the next modules:

### C1, Deconstruction, demolition

The de-construction and/or dismantling of insulation products take part of the demolition of the entire building. In our case, the environmental impact is assumed to be very small and can be neglected

### C2, Transport to waste processing

The model use for the transportation (see A4, transportation to the building site) is applied.

### C3, Waste processing for reuse, recovery and/or recycling

The product is considered to be landfilled without reuse, recovery or recycling.

## C4, Disposal

The mineral wool is assumed to be 100% landfilled.

### Description of the scenarios and additional technical information:

#### End of life:

PARAMETER	VALUE/DESCRIPTION
Collection process specified by type	The entire product, including any surfacing is collected alongside any mixed construction waste. 480 g of glass wool (collected with mixed construction waste)
Recovery system specified by type	There is no recovery, recycling or reuse of the product once it has reached its end-of-life phase.
Disposal specified by type	The product alongside the mixed construction waste from demolishing is landfilled. 480 g of glass wool are landfilled
Assumptions for scenario development (e.g. transportation)	The product alongside the mixed construction waste from demolishing is landfilled. The waste going to landfill is transported by truck with 27 t payload, using diesel as a fuel consuming 38 liters per 100km. Distance covered is 25 km.

## D, Reuse/recovery/recycling potential

100% of wastes are landfilled. There is no reuse, nor recovery, nor recycling of this product. Hence, no recycling benefits are reported on stage D. Packaging material are not accounted for in module D.

## LCA results








As specified in EN 15804:2012+A2:2019 and the PCR 2019-14 Construction products v1.11. The environmental impacts are declared and reported using the baseline characterization factors are from the ILCD. Raw materials and energy consumption, as well as transport distances have been taken directly from the manufacturing plant (Production data according 2021 and transport data according 2021).

According to the EN 15804:2012+A2:2019 standard, the LCIA results are relative expressions translating impacts into environmental themes such as climate change, ozone depletion, etc. (midpoint impact categories). Thus, the LCIA results do not predict impacts on category endpoints such as impact on the extinction of species or human health. In addition, the results do not provide information about the exceeding of thresholds, safety margins or risks.

All the results refer to a functional unit of 1 m<sup>2</sup> of mineral wool with thermal resistance of 1,0 m<sup>2</sup>.K.W<sup>-1</sup> for a thickness of 40 mm which is not commercial thickness. To obtain results of commercial thicknesses see appendix.













# Environmental Impacts

	Environmental indicators	Product stage	Construct on stage	Use stage								End of life stage			Reuse, Recovery Recycling	
		A1 / A2 / A3	A4 Transport	A5 Installation	B1 Use	B2 Maintenance	B3 Repair	B4 Replacement	B5 Refurbishment	B6 Operational energy use	B7 Operational water use	C1 Deconstruction / demolition	C2 Transport	C3 Waste processing	C4 Disposal	D Reuse, recovery, recycling
	Climate Change [kg CO2 eq.]	3,82E-01	6,28E-03	4,97E-02	0	0	0	0	0	0	0	0	7,47E-04	0	9,50E-03	0
	Climate Change (fossil) [kg CO2 eq.]	4,29E-01	6,13E-03	1,15E-02	0	0	0	0	0	0	0	0	7,29E-04	0	7,66E-03	0
	Climate Change (biogenic) [kg CO2 eq.]	-4,76E-02	1,54E-04	3,81E-02	0	0	0	0	0	0	0	0	1,83E-05	0	1,82E-03	0
	Climate Change (land use change) [kg CO2 eq.]	1,83E-04	3,59E-07	4,24E-06	0	0	0	0	0	0	0	0	4,26E-08	0	2,20E-05	0
	Ozone depletion [kg CFC-11 eq.]	4,36E-07	9,06E-19	8,78E-09	0	0	0	0	0	0	0	0	1,08E-19	0	2,84E-17	0
	Acidification terrestrial and freshwater [Mole of H+ eq.]	1,88E-03	3,62E-05	4,16E-05	0	0	0	0	0	0	0	0	4,30E-06	0	5,49E-05	0
	Eutrophication freshwater [kg P eq.]	1,14E-04	3,62E-09	2,37E-06	0	0	0	0	0	0	0	0	4,30E-10	0	4,05E-08	0
	Eutrophication freshwater [kg (PO4)3 eq.]	3,71E-05	1,18E-09	7,73E-07	0	0	0	0	0	0	0	0	1,40E-10	0	1,32E-08	0
	Eutrophication marine [kg N eq.]	6,10E-04	1,79E-05	2,15E-05	0	0	0	0	0	0	0	0	2,13E-06	0	1,41E-05	0
	Eutrophication terrestrial [Mole of N eq.]	6,73E-03	1,97E-04	1,50E-04	0	0	0	0	0	0	0	0	2,34E-05	0	1,55E-04	0
	Photochemical ozone formation - human health [kg NMVOC eq.]	1,71E-03	3,36E-05	3,85E-05	0	0	0	0	0	0	0	0	3,99E-06	0	4,28E-05	0
	Resource use, mineral and metals [kg Sb eq.] <sup>1</sup>	2,12E-06	7,35E-11	4,45E-08	0	0	0	0	0	0	0	0	8,73E-12	0	6,88E-10	0
	Resource use, energy carriers [MJ] <sup>1</sup>	7,30E+00	8,46E-02	1,56E-01	0	0	0	0	0	0	0	0	1,01E-02	0	1,00E-01	0
	Water deprivation potential [m³ world equiv.] <sup>1</sup>	9,43E-02	5,98E-06	2,10E-03	0	0	0	0	0	0	0	0	7,10E-07	0	8,03E-04	0









<sup>1</sup> The results of this environmental impact indicator shall be used with care as the uncertainties on these results are high or as there is limited experienced with the indicator.

# Resources Use


Resources Use indicators		Product stage	Construction stage		Use stage							End of life stage			D Reuse, recovery, recycling	
		A1 / A2 / A3	A4 Transport	A5 Installation	B1 Use	B2 Maintenance	B3 Repair	B4 Replacement	B5 Refurbishment	B6 Operational energy use	B7 Operational water use	C1 Deconstruction / demolition	C2 Transport	C3 Waste processing	C4 Disposal	D Reuse, recovery, recycling
	Use of renewable primary energy (PERE) [MJ]	4,31E+00	2,05E-03	8,65E-02	0	0	0	0	0	0	0	0	2,44E-04	0	1,32E-02	0
	Primary renewable energy resources used as raw materials (PERM) [MJ] <sup>2</sup>	4,79E-01	0	-4,62E-01	0	0	0	0	0	0	0	0	0	0	0	0
	Total use of renewable primary energy resources (PERT) [MJ]	4,79E+00	2,05E-03	-3,75E-01	0	0	0	0	0	0	0	0	2,44E-04	0	1,32E-02	0
	Use of non-renewable primary energy (PENRE) [MJ]	6,23E+00	8,49E-02	1,34E-01	0	0	0	0	0	0	0	0	1,01E-02	0	1,01E-01	0
	Non-renewable primary energy resources used as raw materials (PENRM) [MJ] <sup>2</sup>	1,07E+00	0	2,15E-02	0	0	0	0	0	0	0	0	0	0	0	0
	Total use of non-renewable primary energy resources (PENRT) [MJ]	7,30E+00	8,49E-02	1,56E-01	0	0	0	0	0	0	0	0	1,01E-02	0	1,01E-01	0
	Input of secondary material (SM) [kg]	3,49E-01	0	6,98E-03	0	0	0	0	0	0	0	0	0	0	0	0
	Use of renewable secondary fuels (RSF) [MJ]	6,15E-25	0	1,23E-26	0	0	0	0	0	0	0	0	0	0	0	0
	Use of non-renewable secondary fuels (NRSF) [MJ]	7,22E-24	0	1,44E-25	0	0	0	0	0	0	0	0	0	0	0	0
	Use of net fresh water (FW) [m3]	2,29E-03	3,73E-07	5,10E-05	0	0	0	0	0	0	0	0	4,43E-08	0	2,53E-05	0

<sup>2</sup> \*For this study, both the product and its packaging are reported in the indicators "Use of renewable primary energy resources used as raw materials" ("PERM") and "Use of non-renewable primary energy resources used as raw materials" ("PENRM"). PERM and PENRM are reported as negative values where materials are recycled or recovered, but not when landfilled.

# Waste Category & Output flows



Waste Category & Output Flows		Product stage	Construction stage		Use stage							End of life stage				D Reuse, recovery, recycling
		A1 / A2 / A3	A4 Transport	A5 Installation	B1 Use	B2 Maintenance	B3 Repair	B4 Replacement	B5 Refurbishment	B6 Operational energy use	B7 Operational water use	C1 Deconstruction / demolition	C2 Transport	C3 Waste processing	C4 Disposal	D Reuse, recovery, recycling
	Hazardous waste disposed (HWD) [kg]	2,77E-09	5,47E-12	8,75E-11	0	0	0	0	0	0	0	0	6,50E-13	0	1,53E-09	0
	Non-hazardous waste disposed (NHWD) [kg]	8,14E-03	1,72E-06	1,06E-02	0	0	0	0	0	0	0	0	2,04E-07	0	5,05E-01	0
	Radioactive waste disposed (RWD) [kg]	3,46E-05	9,63E-08	7,21E-07	0	0	0	0	0	0	0	0	1,14E-08	0	1,14E-06	0
	Components for re-use (CRU) [kg]	0	0	0	0	0	0	0	0	0	0	0	0	0	0	0
	Materials for Recycling (MFR) [kg]	4,15E-03	0	2,57E-02	0	0	0	0	0	0	0	0	0	0	0	0
	Material for Energy Recovery (MER) [kg]	0	0	0	0	0	0	0	0	0	0	0	0	0	0	0
	Exported electrical energy (EEE) [MJ]	0	0	0	0	0	0	0	0	0	0	0	0	0	0	0
	Exported thermal energy (EET) [MJ]	0	0	0	0	0	0	0	0	0	0	0	0	0	0	0

## Additional voluntary indicators from EN 15804 (according to ISO 21930:2017)

		Product stage	Construction stage		Use stage							End of life stage				Reuse, Recovery Recycling
	<b>Environmental indicators</b>	A1 / A2 / A3	A4 Transport	A5 Installation	B1 Use	B2 Maintenance	B3 Repair	B4 Replacement	B5 Refurbishment	B6 Operational energy use	B7 Operational water use	C1 Deconstruction / demolition	C2 Transport	C3 Waste processing	C4 Disposal	D Reuse, recovery, recycling
	GWP-GHG [kg CO2 eq.] <sup>3</sup>	4,29E-01	6,13E-03	1,15E-02	0	0	0	0	0	0	0	0	7,29E-04	0	7,66E-03	0

<sup>3</sup> The indicator includes all greenhouse gases included in GWP-total but excludes biogenic carbon dioxide uptake and emissions and biogenic carbon stored in the product and packaging.

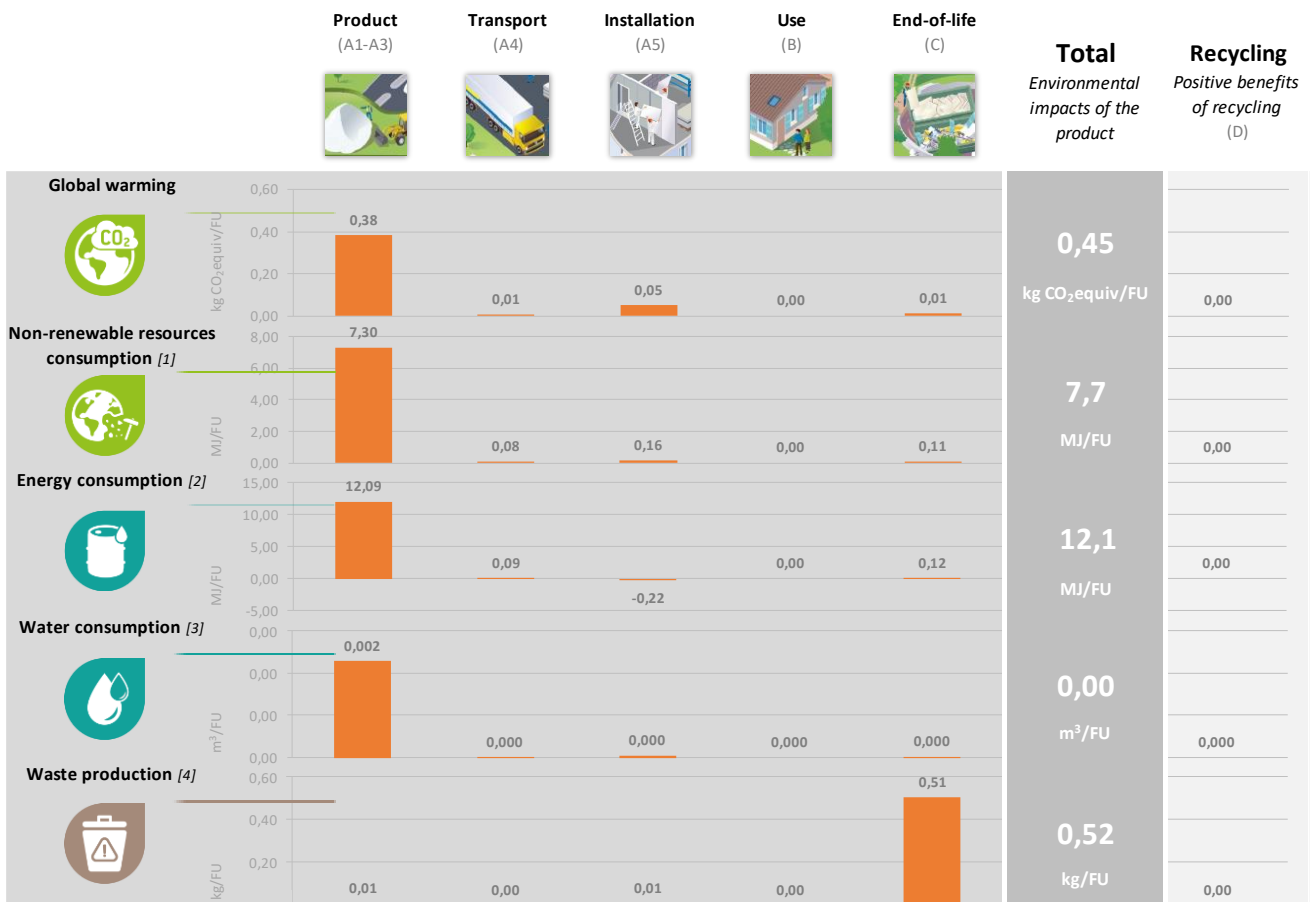
## Information on biogenic carbon content

		Product stage
		A1 / A2 / A3
<b>Biogenic Carbon Content</b>		
	Biogenic carbon content in product [kg]	1,38E-03
	Biogenic carbon content in packaging [kg]	1,07E-02

Note: 1 kg biogenic carbon is equivalent to 44/12 kg CO<sub>2</sub>.

## LCA interpretation

The following figure refers to a functional unit of 1 m<sup>2</sup> of mineral wool with thermal resistance of 1,0 m<sup>2</sup>.K.W-1 for a thickness of 40 mm which is not commercial thickness. To obtain result of commercial thicknesses see appendix.



[1] This indicator corresponds to the abiotic depletion potential of fossil resources.

[2] This indicator corresponds to the total use of primary energy.

[3] This indicator corresponds to the use of net fresh water.

[4] This indicator corresponds to the sum of hazardous, non-hazardous and radioactive waste disposed.

### **Global Warming Potential (Climate Change) (GWP)**

The majority of contribution to this environmental impact is from the production modules (A1 – A3). This is primarily because the energy sources of greenhouse gas emissions are predominant in this part of the life cycle. CO<sub>2</sub> is generated upstream from the production of electricity and is also released on site heating raw materials. We can see that other sections of the life cycle also contribute to the GWP; however, the production modules contribute to over 80% of the total contribution. The waste during the installation stage will generate the second highest percentage of greenhouse gas emissions together with the combustion of fuel in transport vehicles.

### **Non-renewable resources consumption**

The consumption of non – renewable resources is once more found to have the highest value in the production modules. This is because a large quantity of natural gas is consumed within the factory to generate the large amount of electricity we use. The contribution to this impact from the other, like transportation upstream and downstream is very small.

### **Energy Consumption**

Modules A1 – A3 have the highest contribution to total energy consumption. Energy in the form of electricity and natural gas is consumed in a vast quantity during the manufacture of mineral wool so we would expect the production modules to contribute the most to this impact category.

### **Water Consumption**

Water is not used in any of the other modules (A4 – A5, B1 – B7, C1 – C4), thus there is not contribution to water consumption. For the production phase, water is used within the manufacturing facility and therefore it reflexes the highest contribution. However, a lot of the water is recycled on site so the contribution is still relatively low.

### **Waste Production**

Waste production does not follow the same trend as the above environmental impacts. The largest contributor is the end-of-life module. This is because the entire product is sent to landfill once it reaches the end-of-life state. However, there is still an impact associated with the production module since we do generate waste on site. The very small impact associated with installation is due to the loss rate of product during implementation.

# Appendix

## Influence of particular thicknesses

This EPD® includes the range of thicknesses between 40 mm and 100 mm using a multiplication factor to obtain the environmental performance of every thickness. To calculate the multiplication factors, a reference unit has been selected (value of R= 1,0 m<sup>2</sup>\*K/W). All the results refer to 40 mm of thickness.

In the table below the main products with specific thicknesses and their GTIN codes are listed. In order to obtain the environmental performance associated with every specific thickness, the results expressed in this EPD® must be multiplied by its corresponding multiplication factor. Multiplication factors of thicknesses of ISOVER ACOUSTIC not listed below can be calculated as product thickness (mm) / 40 (mm).

Also, a conversion factor 0,894 of indicator GWP-fossil (kgCO<sub>2</sub>e/kg) can be used in multiplying product weight (kg).

PRODUCT GTIN	PRODUCT THICKNESS (MM)	PRODUCT WIDTH (MM)	PRODUCT LENGTH (MM)	ACOUSTIC ABSORPTION INDEX	MULTIPLICATION FACTOR
Declared unit	40	1000	1000	--	1
06416923078516	50	610	1310	0,85	1,25
06416923079377	50	610	1310	0,85	1,25
06416923079414	50	565	1310	0,85	1,25
06416923082803	66	565	1310	1,00	1,65
06416923078523	66	610	1310	1,00	1,65
06416923079384	66	610	1310	1,00	1,65
06416923078530	95	610	1310	1,00	2,38
06416923079391	95	610	1310	1,00	2,38
06416923079445	100	565	1310	1,00	2,50

## Influence of transportation to other counties

The results of stage A4 (transportation of product) in the table of this EPD refer to transportation in Finland. This product might also be delivered to the countries in the table below. In order to adapt the impact of transportation in the A4 column, the results expressed in this EPD® must be multiplied by a corresponding multiplication factor below.

DESTINATION	AVERAGE DISTANCE (KM)	MULTIPLICATION FACTOR
Finland	203 (Road)	1,00
Estonia	118 (Road), 90 (Sea)	0,68
Latvia	428 (Road), 90 (Sea)	2,20
Lithuania	721 (Road), 90 (Sea)	3,65

Distances include transportation from Hyvinkää plant to the capital of each country and further to a building site with an average 50 km distance.



## Management systems

---

Production, design and marketing of ISOVER products are certified according to ISO 9001 and ISO 14001 international standards.

## Electricity information

---

TYPE OF INFORMATION	DESCRIPTION
<b>Location</b>	Representative of average production in Finland
<b>Geographical representativeness description</b>	Split of energy sources in Finland: - Hydro: 100 %
<b>Reference year</b>	2021
<b>Type of data set</b>	Cradle to gate
<b>Source</b>	Ecoinvent 3.6 database Guarantee of Origin certificates (GOs) - 2021
<b>Electricity and CO2 emission kg CO2 eq. / kWh</b>	0,0045

## Environmental impacts according to EN 15804:2012 + A1

The following tables presents results of ISOVER ACOUSTIC according to EN 15804 +A1.

	Product stage	Construction stage		Use stage							End of life stage				Reuse, recovery, recycling	
		A1 / A2 / A3	A4 Transport	A5 Installation	B1 Use	B2 Maintenance	B3 Repair	B4 Replacement	B5 Refurbishment	B6 Operational energy use	B7 Operational water use	C1 Deconstruction / demolition	C2 Transport	C3 Waste processing	C4 Disposal	D Reuse, recovery, recycling
Environmental impacts	Global Warming Potential - fossil (GWP-fossil) [kg CO <sub>2</sub> eq.]	4,22E-01	6,06E-03	1,07E-02	0	0	0	0	0	0	0	0	7,20E-04	0	7,51E-03	0,00E+00
	Ozone depletion (ODP) [kg CFC 11eq.]	5,65E-07	1,21E-18	1,13E-08	0	0	0	0	0	0	0	0	1,43E-19	0	3,78E-17	0,00E+00
	Acidification potential (AP) [kg SO <sub>2</sub> eq.]	1,43E-03	2,48E-05	3,15E-05	0	0	0	0	0	0	0	0	2,95E-06	0	4,41E-05	0,00E+00
	Eutrophication potential (EP) [kg (PO <sub>4</sub> ) <sub>3</sub> -eq.]	6,58E-04	6,13E-06	1,41E-05	0	0	0	0	0	0	0	0	7,29E-07	0	4,97E-06	0,00E+00
	Photochemical ozone creation (POCP) - [kg Ethylene eq.]	1,07E-04	7,51E-07	2,68E-06	0	0	0	0	0	0	0	0	8,93E-08	0	3,56E-06	0,00E+00
	Abiotic depletion potential for non-fossil resources (ADP-elements) [kg Sb eq.]	2,57E-05	7,67E-11	5,15E-07	0	0	0	0	0	0	0	0	9,12E-12	0	2,65E-09	0,00E+00
	Abiotic depletion potential for fossil resources (ADP-fossil fuels) [MJ]	7,01E+00	8,46E-02	1,49E-01	0	0	0	0	0	0	0	0	1,01E-02	0	9,76E-02	0,00E+00

## Bibliography

- ISO 14040:2006: Environmental Management-Life Cycle Assessment-Principles and framework.
- ISO 14044:2006: Environmental Management-Life Cycle Assessment-Requirements and guidelines.
- ISO 14025:2006: Environmental labels and Declarations-Type III Environmental Declarations-Principles and procedures.
- PCR 2019-14 Construction products v1.11
- ISOVER LCA report, Information for the Environmental Product Declaration of insulation product by Saint-Gobain Finland Oy, November 2022 (20221103\_LCA\_EPD REPORT\_EN15804+A2 SGF\_v2.docx)
- EN 16783:2017 Thermal insulation products - Product category rules (PCR) for factory made and in-situ formed products for preparing environmental product declarations
- EN 15804:2019+A2 - Sustainability of construction works - Environmental product declarations - Core rules for the product category of construction products
- EN 15804:2012+A1:2013 - Sustainability of construction works - Environmental product declarations - Core rules for the product category of construction products
- European Chemical Agency, Candidate List of substances of very high concern for Authorization.  
[http://echa.europa.eu/chem\\_data/authorisation\\_process/candidate\\_list\\_table\\_en.asp](http://echa.europa.eu/chem_data/authorisation_process/candidate_list_table_en.asp)
- The general program instructions (GPI) for the international EPD® (version 3.01: 2021)